



IT6322B



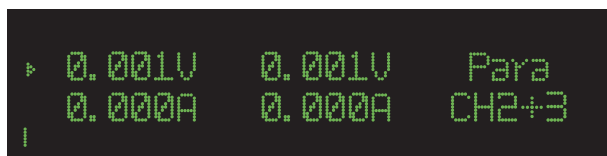
IT6300B Triple output DC power supply

IT6300B triple output power supply can adjust the stepping by left/right arrow button, very convenient for your operation.
IT6300B has remote measurement function, it can ensure your testing accurately. And built-in RS232, USB, GPIB interface, and each channel can set to serial/ parallel/ track mode, it can bring multipurpose testing solution to you.

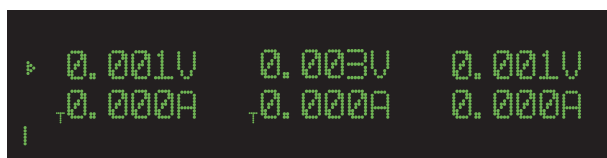
Triple isolated voltage and current



Serial mode



Parallel mode



Track mode, set the parameter of one channel, the parameter of other channels will be changed.

Feature


- Triple output voltage, all are adjustable.
- Can set to serial/ parallel/ track mode
- The voltage and current for each channel can be displayed at the same time
- Small size of 1/2 2U
- VFD display
- Function keys with LED light
- Remote measurement function, compensation online pressure drop
- High accuracy, high resolution and high stability
- Limited voltage and over heat protection
- Intelligent fan control
- Built-in RS232/USB/GPIB communication interface
- Low ripple and low noise
- Can be monitored by computer software
- Support standard SCPI communication protocol
- Memory capacity of 36 groups, for save and recall
- Can adjust the stepping by left/right arrow button
- Output timer function(0.1~99999.9 seconds)
- Isolated circuit, support plus and minus reverse

IT6322B	30V/3A/90W*2CH
	5V/3A/15W*1CH
IT6332B	30V/6A/180W*2CH
	5V/3A/15W*1CH
IT6333B	60V/3A/180W*2CH
	5V/3A/15W*1CH

* IT6300A series don't including GPIB interface.

IT6322B rear panel picture

- Ventilation holes
- RS232 communication cable
- USB communication cable
- GPIB communication cable
- AC input
- Remote measurement terminal



Specifications

Parameters		IT6322B	IT6332B	IT6333B
Input rating	voltage	0~30V×2, 0~5V×1	0~30V×2, 0~5V×1	0~60V×2, 0~5V×1
	current	0~3A×2, 0~3A×1	0~6A×2, 0~3A×1	0~3A×2, 0~3A×1
	Voltage limiting protection	0~31V×2, 0~6V×1	31V×2, 6V×1	0~61V×2, 0~6V×1
Load Regulation	voltage	≤0.01%+3mV	≤0.01%+3mV	≤0.01%+3mV
	current	≤0.1%+3mA	≤0.01%+3mA	≤0.01%+3mA
Line Regulation	voltage	≤0.01%+3mV	≤0.01%+3mV	≤0.01%+3mV
	current	≤0.1%+3mA	≤0.01%+3mA	≤0.01%+3mA
Setup Resolution	voltage	1mV	1mV	1mV
	current	1mA	1mA	1mA
Readback Resolution	voltage	1mV	1mV	1mV
	current	1mA	1mA	1mA
Setup Accuracy	voltage	≤0.03%+10mV	≤0.03%+10mV	≤0.03%+10mV
	current	≤0.1%+5mA	≤0.1%+8 mA(x2), ≤0.1%+5mA(x1)	≤0.1%+5mA
Readback Accuracy	voltage	≤0.03%+10mV	≤0.03%+10mV	≤0.03%+10mV
	current	≤0.1%+5mA	≤0.1%+8mA(x2), ≤0.1%+5mA(x1)	≤0.1%+5mA
RippleRipple and noise	voltage	≤1mVrms/3mVp-p	≤4mVp-p(x2) ≤1mVrms, ≤3mVp-p(x1) ≤1mVrms	≤1mVrms
	current	≤3mArms	≤5mArms (x2), ≤4mArms(x1)	≤4mArms
Temp.coefficient	voltage	≤0.03%+10mV	≤0.03%+10mV	≤0.03%+10mV
	current	≤0.1%+5mA	≤0.1%+5mA	≤0.1%+5mA
ReadbackTemp.coefficient	voltage	≤0.03%+10mV	≤0.03%+10mV	≤0.03%+10mV
	current	≤0.1%+5mA	≤0.1%+5mA	≤0.1%+5mA
Serial synchronous operation	The cascade synchronization error		≤0.02%+5mV	≤0.02%+10mV
		≤0.05%+10mA	≤0.1%+30mA	≤0.1%+30mA
Series parallel setting accuracy	voltage	≤0.02%+5mV		
	current	≤0.1%+20mA		
Memory	Save / Recall	36 groups	36 groups	36 groups
Timer	Time setting	0.1S-99999.9S	0.1S-99999.9S	0.1S-99999.9S
	Resolution			
Dimension	Function	Timer function for turning off the output	Timer function for turning off the output	Timer function for turning off the output
	W*H*D	214.5mm * 88.2mm * 354.6m m	214.5mm×88.2mm×453.1mm	214.5mm×88.2mm×453.1mm

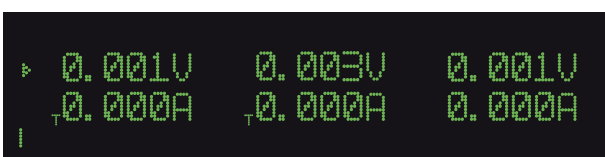
The difference between IT6322B and IT6322

A, IT6322B is using new button layout, Local and left/right arrow buttons added, function keys with LED light, built-in standard RS232, USB and GPIB communication interfaces, which makes the communication much faster.

B, IT6322B supports track mode settings. When single channel parameter changed, the other channel parameters will also change in direct proportion at the same time.

Track mode

Select track mode, CH1 and CH2, CH2 and CH3, or all three channels to be set as track mode, if any one channel parameter changed, the corresponding parameters of the other channels will also change in direct proportion. For example, set up voltage and current of CH1 and CH2 to be CH1:4V, 1A; CH2:8V, 2A. Set CH1 and CH2 in track mode, in output off and Meter state, VFD is shown below:



In this state, if voltage of CH1 set to be 2V, the voltages of CH2 will automatically synchronize to be 4V (proportionally).